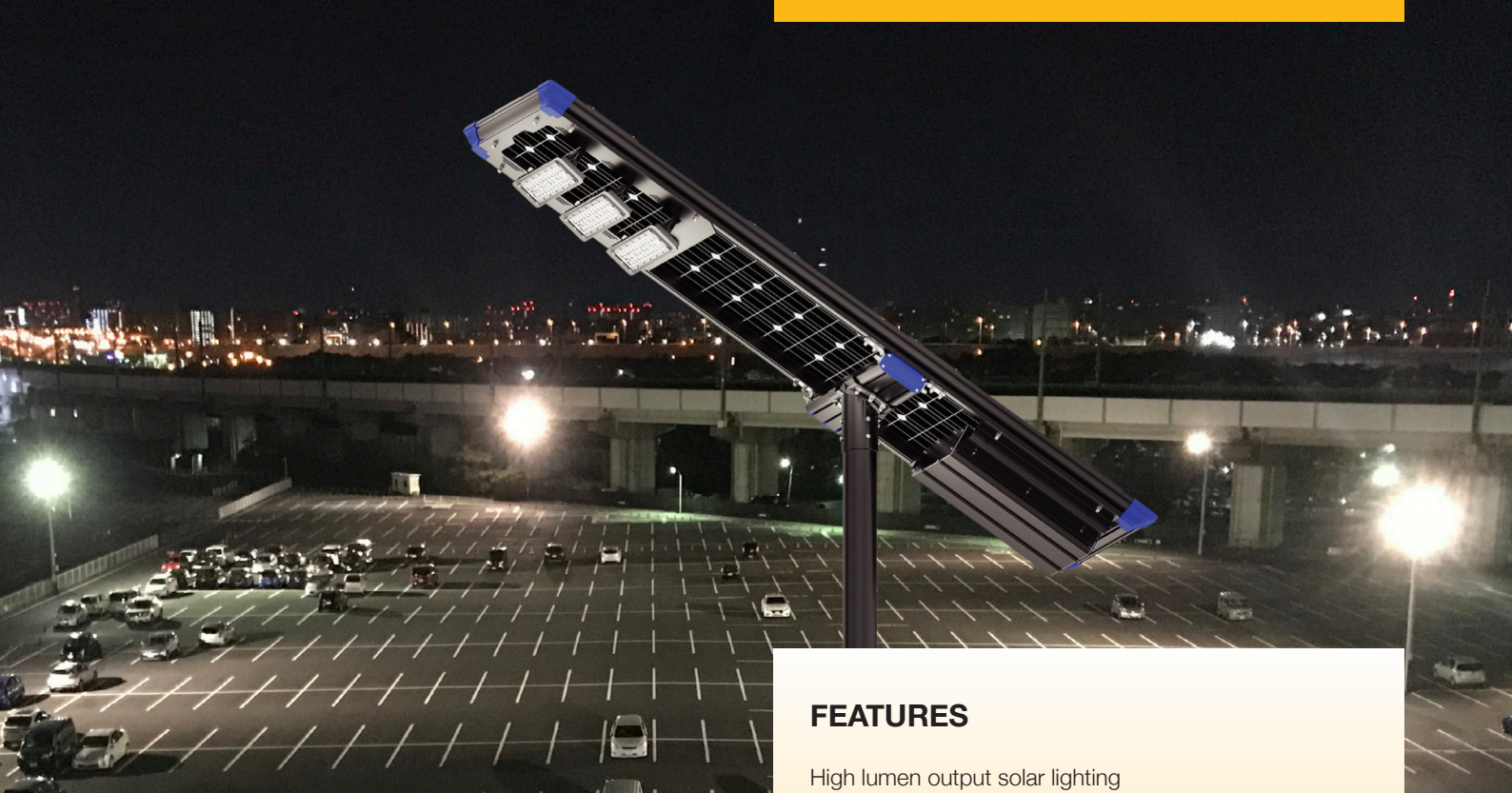


# Blade 100W Solar Light



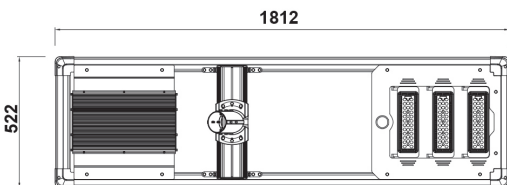
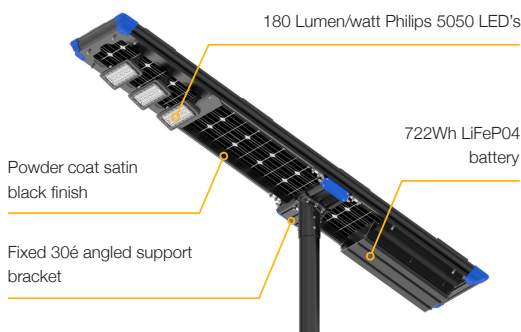
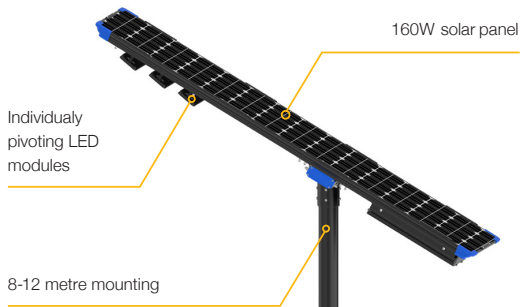
The Blade range offers all-in-one, stylish, and functional solar lighting. Independently pivoting LED modules permit full control over the direction and distribution of the lighting pattern and if required allows panel to be orientated for maximum photovoltaic conversion. Anti theft alarm and bird spikes are standard features. CCTV, Bluetooth diagnostics and lighting control from a mobile device are optional. The balance of a premium LiFePO4 battery combined with the exceptional light output achieved by 180 lumen/watt Phillips LED's, all controlled by a programmable smart lighting program, delivers superior dusk to dawn lighting and autonomy exceeding six nights. Column or wall installation brackets are available ensuring ease of installation without the need for trenching, cabling, or an electrician.

<b>Luminaire Height</b>	<b>8 - 12m</b>
<b>Lumen Output</b>	<b>18000 lm</b>
<b>LED Output</b>	<b>100W</b>

## FEATURES

- High lumen output solar lighting
- Pivoting LED modules deliver lighting control
- Programmable smart lighting
- Automatic dusk to dawn operation
- Ideal for illuminating roadways, car parks and large areas
- Premium-grade solar lighting
- 180 lumen/watt LED output
- Integrated all-in-one design
- Mounting height of 8- 12 metres
- Fully sealed cast aluminium body in a powder coated black finish
- Custom brackets or powder coated poles manufactured on request
- 5 year warranty for faulty workmanship or component failure not influenced by external means

# Blade 100W Solar Light Specification

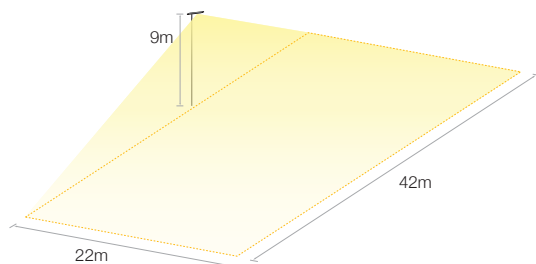


Rotatable LED Module  
(Standard feature)

Bird Spike  
(Standard feature)

Security Camera  
(Optional feature)

Lighting Distribution Dimensions



## Applications

Roads | Pedestrian Crossings | Car Parks | Security Lighting

## Technical Data

Solar Panel Wattage	160W
LED Output	100W
Lumen Output	18000 lm
Battery Type	LiFeP04
Battery Specifications	25.6V 36AH (722Wh)
Autonomy	> 6 nights
Correlated Colour Temp (CCT)	6000K
Fixture Size	1152 (l) x 522 (w) x 225 (h) mm
Light Source	Philips 5050 LED
Recharge	5 hours
Mounting Height	8 - 12 metres
Mounting	Post mounted - 60mm spigot
Finish	Powder coat satin black
Warranty Period	5 years
SKU	SLBLA0100

## Mode of Operation

Default program - The P.I.R (Passive infrared) sensor is activated by movement and acts as an energy saving feature. The unit will operate at 40% output adjusting to 100% output when the PIR is activated, returning to 40% output when no movement is detected.

Custom Programming - Custom lighting programs to suit specific lighting requirements.