

R247-E

SOLAR 24-HOUR FLASHING BEACON



24-hour flashing beacon for warning signs and stop signs

- Increase sign compliance and reduce blow-throughs
- Industry-leading light output
- Compact, lightweight design to simplify installation
- Proven technology platform
- Meets and exceeds MUTCD requirements

Superior Design and Technology

The R247-E utilizes a self-contained solar engine integrating the Energy Management System (EMS) with an on-board user interface, housed in a compact enclosure together with the batteries and solar panel. MUTCD flash patterns, available ITE intensity, and multiple configurations enable the R247-E to handle all warning and stop sign applications.

Easy Installation

With its highly efficient and compact design, installation is quick and uncomplicated, dramatically reducing installation costs. Retrofitting can be done where existing sign bases are used to enhance existing signs in minutes, and new installations can be completed without the cost of larger poles, new bases, and trenching.

Advanced User-Interface

The R247-E comes with an on-board user interface for quick configuration and status monitoring. It allows for simple in-the-field adjustment of flash pattern, duration, intensity, ambient auto adjust, night dimming, and many more. Optional manual override switch for local control.

Reliable

Designed with Carmanah's industry-leading solar modeling tools to provide dependable year-after-year operation.




Trusted

With thousands of installations, Carmanah's beacons are the benchmark in traffic applications and other transportation applications worldwide.



WE SIMPLIFY PLANNING.

Contact us to get your Energy Balance Report and purchase specifications.

 1.844.412.8395
 traffic@carmanah.com
 carmanahtraffic.com

REPRESENTED IN YOUR REGION BY:

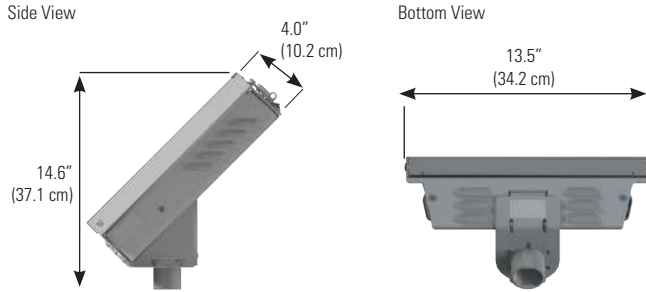
R247-E

SOLAR 24-HOUR FLASHING BEACON

1.844.412.8395 | traffic@carmanah.com | carmanahtraffic.com



DIMENSIONS



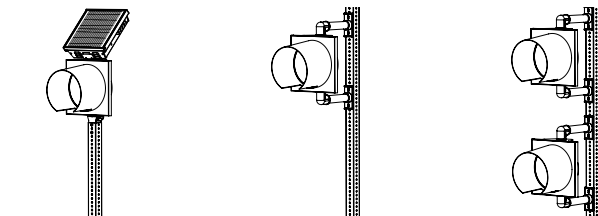
SOLAR ENGINE MOUNTING

2.0" - 2.5" Perforated Square Pole Mount 2.38" - 2.88" Diameter Round Pole Mount 4.0" - 4.5" Diameter Round Pole Mount Side Pole Mount

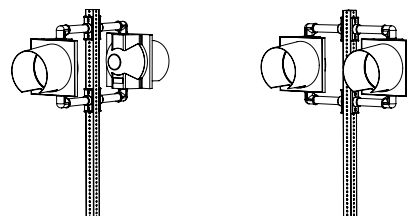


BEACON MOUNTING

Single - Integrated Engine and Beacon Single Dual - Vertical



Dual - Horizontal Back-to-back Dual - Horizontal



* Other solar engine and beacon mounting configurations are available.



On-Board User Interface (OBU)	Adjustable system settings with auto-scrolling LED display on our latest EMS
	System test, status, and fault detection: battery, solar, button, beacon, radio, day/night
	Flash patterns: RFB1 (VW+S), RFB2 (WSDOT), 0.5 sec. alternating (MUTCD), 0.5 sec. unison (MUTCD), 0.1 sec. unison, 0.25 sec. unison, 0.1 sec. x3 quick flashes unison, 0.1 sec. x3 quick flashes alternating
	Input: momentary for push button activation, normally open switch, normally closed switch
	Flash duration: 5 sec. to 1 hr.
	Intensity setting: 20 to 1400 mA for multiple circular beacons, RFBs, or LED enhanced signs
	Nighttime dimming: 10 to 100% of daytime intensity
	Ambient Auto Adjust: increases intensity during bright daytime
	Automatic Light Control: reduces intensity if the battery is extremely low
	Temperature correction: yellow or red beacons
Optical	Calendar: internal time clock function
	Radio settings: enable/disable, selectable channel from 1 to 14
	Output: enabled when beacons flashing daytime and nighttime, or nighttime only
	Activation counts and data reporting via OBU or optional USB connection
Connectivity	MUTCD compliant: 2009 MUTCD, Chapter 4L, Flashing Beacons, Manual on Uniform Traffic Control Devices (MUTCD)
	ITE VTCSH-LED Circular Signal Supplement compliant: meets ITE or 1.7x ITE intensity when used as recommended
	12 in (305 mm) or 8 in (203 mm) diameter LED modules, yellow or red
	High-power LEDs: +90% lumen maintenance (L90) based on IES LM-80 Yellow, black, or green signal heads in UV-resistant polycarbonate or aluminum
Energy Collection	Optional encrypted, wireless radio with 2.4 GHz mesh technology
	Optional radio allows calendar program, manual override switch, or input device from one system to remotely control other systems
	User-selectable multiple channels to group different beacons and ensure a robust wireless signal
	Instantaneous wireless activation: <150 ms
Energy Storage	Wireless range: 1000 ft (305 m)
	Integrated, vandal-proof antenna
	13 W high-efficiency photovoltaic solar panel
	45 deg tilt for optimal energy collection
Solar Engine Construction	Maximum Power Point Tracking with Temperature Compensation (MPPT-TC) battery charger for optimal energy collection in all solar and battery conditions
	12 V 14 Ahr. battery system
	Replaceable, recyclable, sealed, maintenance-free, best-in-class AGM batteries offer the widest temperature range and longest life
	Battery design life: +5 yrs.
Environmental	Tool-less battery change with quick connect terminals and strapping for easy installation
	Weatherproof, gasketed enclosure with vents for ambient air transfer (NEMA 3R)
	Lockable, hinged lid for access to on-board user interface and batteries
	Corrosion-resistant aluminum with stainless steel hardware
Activation	Raw aluminum finish or yellow, black, or green powder coated
	Prewired to minimize installation time
	High-efficiency optics and EMS = the most compact, lightweight system
	19 lb (8.6 kg) including batteries, excluding beacons and push button
Warranty	-40 to 165° F (-40 to 74° C) system operating temperature
	-40 to 140° F (-40 to 60° C) battery operating temperature
	150 mph (241 kph) wind speed as per AASHTO LTS-6
	Standard operation is flashing 24 hrs./day
Warranty	Optional internal time clock for calendar programming
	Optional manual override switch allows local control of beacons
	Optional junction box: lockable, hinged door, corrosion-resistant aluminum enclosure allows easy calendar programming and access to manual override switch
	5-year limited warranty

Specifications subject to local environmental conditions, and may be subject to change.

All Carmanah products are manufactured in facilities that are certified to ISO quality standards.

US Patent No 6,573,659, Other patents pending.

"Carmanah" and Carmanah logo are trademarks of Carmanah Technologies Corp.

© 2018, Carmanah Technologies Corp.

Document: SPEC_TRA_R247-E_RevJ